

Andy™



## The skinny on Andy

### Scalability

- Mid, full, and high back task models and mid back guest
- Mid, full, and high back stools – counter height and extended height
- Three control options Synchro-Tilt, Multi-Function, Swivel-Tilt
- Full and high back models also in heavy-duty versions
- Three arm styles: height/width/pivoting T-arm with soft pad, fixed T-arms, loop arms or armless
- Choose from the izzy+ flavors upholstery collection, including fabrics, PVC-free polyurethanes and leathers

- Customize with a COM or select from graded-in programs with Momentum Textiles, Maharam, KnollTextiles and Camira
- Black nylon base or upgrade to black aluminum or polished aluminum
- Jury base option with Swivel-Tilt control

### Imbedded Functionality

- Touchlift® internal back height adjustment

### Human Centered

- Molded foam contours for back and lumbar support
- Dual-construction, highly resilient seat foam for softer sit
- Optional depth adjustable lumbar
- Seat slider option for two inches of additional leg support
- Meets or exceeds ANSI/BIFMA standards

### Cool and Affordable

- izzy+'s lean manufacturing process keeps Andy priced right

### Environmental

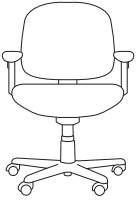
- Interchangeable components extend the life of the product
- SCS Indoor Advantage™ Gold certified

### izzyeasy

- Can meet CAL TB133
- Extended Use warranty available for Multi-shift applications
- Limited lifetime warranty



## Models



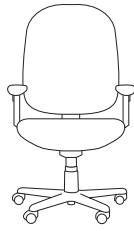
### MID BACK

Width	26.25
Depth	28
Height	32.75-38
Seat width	20.5
Seat height	18-23.25
Seat depth	18
Back width	19
Back height	17
Adj. arm height	25.25-34.5
Adj. arm width	18-21
Adj. arm pivot	60° in/out
Loop arm height	27.25-32.5



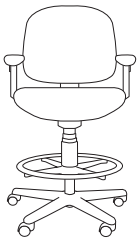
### FULL BACK

Width	26.25
Depth	28.25
Height	35.75-41
Seat width	20.5
Seat height	18-23.25
Seat depth	18
Back width	19
Back height	19
Adj. arm height	25.25-34.5
Adj. arm width	18-21
Adj. arm pivot	60° in/out
Loop arm height	27.25-32.5



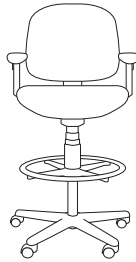
### HIGH BACK

Width	26.25
Depth	28.75
Height	39.75-45
Seat width	20.5
Seat height	18-23.25
Seat depth	18
Back width	19
Back height	23.5
Adj. arm height	25.25-34.5
Adj. arm width	18-21
Adj. arm pivot	60° in/out
Loop arm height	27.25-32.5



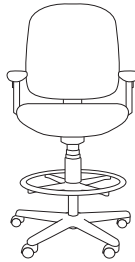
### MID BACK Counter-Height Stool

Width	26.25
Depth	28
Height	36-44
Seat width	20.5
Seat height	21.25-29.25
Seat depth	18
Back width	19
Back height	17
Adj. arm height	28.5-37.75
Adj. arm width	18-21
Adj. arm pivot	60° in/out
Loop arm height	30.5-38.5



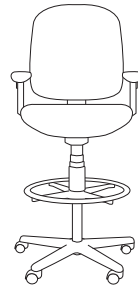
### MID BACK Extended-Height Stool

Width	26.25
Depth	28
Height	38.75-48.75
Seat width	20.5
Seat height	24-34
Seat depth	18
Back width	19
Back height	17
Adj. arm height	31.25-40.5
Adj. arm width	18-21
Adj. arm pivot	60° in/out
Loop arm height	33.25-43.25



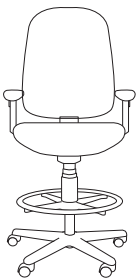
### FULL BACK Counter-Height Stool

Width	26.25
Depth	28.25
Height	39-49
Seat width	20.5
Seat height	21.25-29.75
Seat depth	18
Back width	19
Back height	19
Adj. arm height	28.5-37.75
Adj. arm width	18-21
Adj. arm pivot	60° in/out
Loop arm height	30.5-38.5



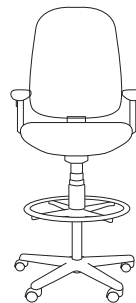
### FULL BACK Extended-Height Stool

Width	26.25
Depth	28.25
Height	41.75-51.75
Seat width	20.5
Seat height	24-34
Seat depth	18
Back width	19
Back height	19
Adj. arm height	31.25-40.5
Adj. arm width	18-21
Adj. arm pivot	60° in/out
Loop arm height	33.25-43.25




### HIGH BACK Counter-Height Stool

Width	26.25
Depth	28.25
Height	43-51
Seat width	20.5
Seat height	21.25-29.25
Seat depth	18
Back width	19
Back height	23.5
Adj. arm height	28.5-37.75
Adj. arm width	18-21
Adj. arm pivot	60° in/out
Loop arm height	30.5-38.5



### HIGH BACK Extended-Height Stool

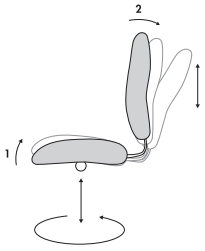
Width	26.25
Depth	28.75
Height	42.75-52.75
Seat width	20.5
Seat height	24-34
Seat depth	18
Back width	19
Back height	23.5
Adj. arm height	31.25-40.5
Adj. arm width	18-21
Adj. arm pivot	60° in/out
Loop arm height	33.25-43.25



### MID BACK Sled Base

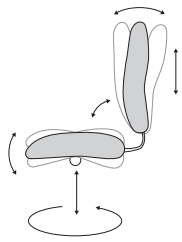
Width	23.5
Depth	26.25
Height	33.5
Seat width	20.5
Seat depth	18
Seat height	17.5
Arm height	25.25

## Functionality



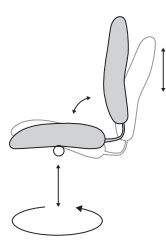
### SYNCHRO-TILT

- Pneumatic seat height
- Seat and back tilt in a 2:1 synchronous movement
- Multiple position variable tilt lock
- Tilt tension adjustment
- Touchlift® back height adjustment



### MULTI-FUNCTION

- Pneumatic seat height
- Seat and back angle adjustment
- Seat and back tilt as a unit
- Forward seat tilt with lockout
- Tilt tension adjustment
- Touchlift® back height adjustment



### SWIVEL-TILT

- Pneumatic seat height
- Seat and back tilt as a unit
- Tilt tension adjustment
- Upright tilt lock
- Touchlift® back height adjustment